

SIZE, USAGE & SHAPE

A One Page Guide For Planning a Pal Tiya Premium Sculpture.

When planning a Pal Tiya Premium sculpture always take into consideration these key questions:

- 1) Size - how large is the piece going to be?
- 2) Shape - how complicated is the structure?
- 3) Usage - will the sculpture be knocked/handled/climbed upon?
- 4) Construction- how long will we take to sculpt it, will it need an strengthened armature, will it need a scratch coat?

The interplay of these areas is where we start, and this brings us to...

*To Scratch Coat or to Not Scratch Coat, that is the question:
Whether 'tis a sculpture that is small
So that the piece is finished in short while
Or to take time and luxuriate on a large piece
That will give much satisfaction...*

When planning a sculpture, one of the first things we decide is if the sculpture will need a scratch coat or not. (Spoiler - it usually does.) This coat is very useful for structure, strength and for letting us work on a piece over an extended time period. It is essential for large pieces and really helpful for complicated shapes that need bits added to later.

The only time you wouldn't use one is for tiny quick pieces done in a day. Every other time we will lay down a scratch coat.

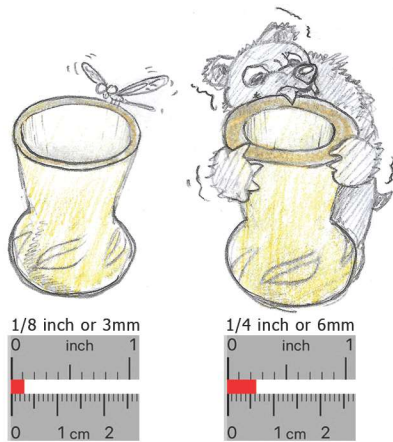
We love to go big so we always factor in the scratch coat to our estimates and design.

USAGE

Whether your sculpture is going to be gently blushed by insects or if it is to be manhandled by bears (or humans 😊) will have an impact on how thick you need to apply Pal Tiya Premium.

Light use/low touch/no risk sculpts can be made 1/8 inch or 3mm (depending on other considerations elsewhere on this page)

High use/sitting/climbing/gnawing (not recommended) will need to be 1/4 inch or 6mm (also taking into account the other factors involved).



SIZE

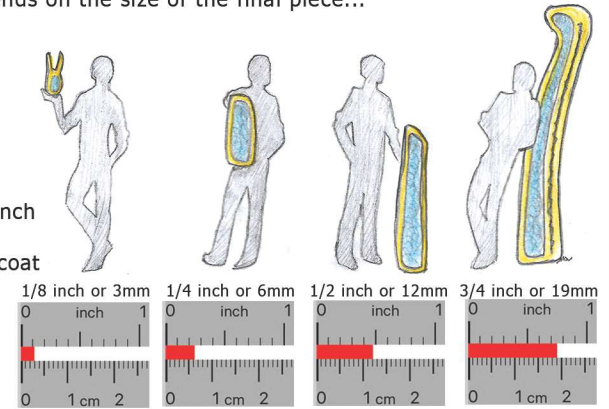
How thick you should sculpt depends on the size of the final piece...

Really small sculptures that will likely be completed in one day - 1/8 inch (approx 3mm) thick

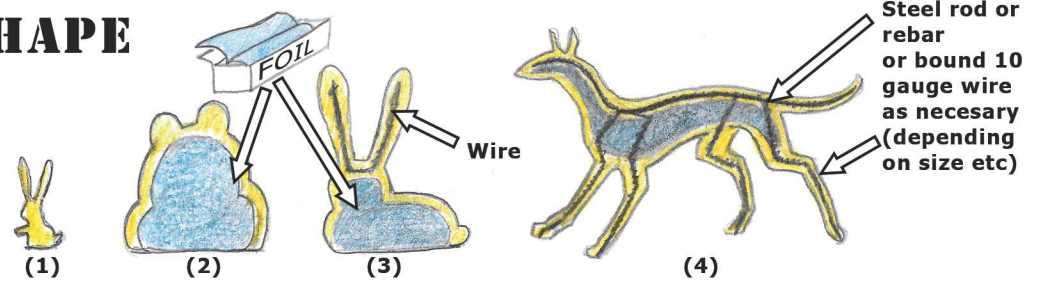
Small sculptures less than 12 inches tall (approx 30cm) - 3/16 inch (approx 5mm) thick

Medium sculptures - between 1-3 ft tall - 1/2 inch (approx 12mm) thick
This includes a 1/4 inch (approx 6mm) scratch coat

Larger sculptures - over 3ft - 3/4 inch (approx 19mm) thick
This includes a 1/2 inch (approx 12 mm) scratch coat



SHAPE



Really small solid shapes need no armature (like sculpture (1) above).

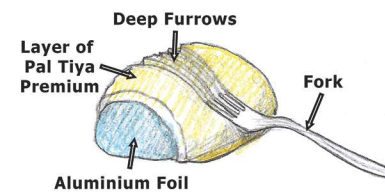
Frog (sculpture (2)) is self supporting so only a tin foil core is needed.

Large Rabbit (sculpture (3)) is mostly self supporting though the ears need a wire armature to add strength and stability.

Dog (Sculpture (4)) requires a strong steel armature encased in the legs and tail. The Pal Tiya Premium should connect directly to the steel on the lower legs and tail, because they are so thin.

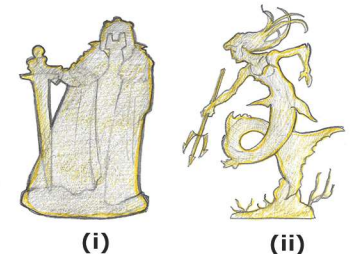

1/4 inch (8mm) steel rod wrapped with at least 18 gauge wire for the necessary grip or rebar or 4 strands of 10 gauge wire bound together into a larger, stronger single wire depending on size and usage.

SCRATCH COAT



A **scratch coat** is a heavily furrowed layer of Pal Tiya Premium that once cured can be added later allowing sculptures to be made over days, weeks or even months. It adds strength and stability and is also important if you want to add to your sculpture later.

If you are planning to create for longer than one day and/or it's larger than 12 inches (approx 30cm) then you'll need a scratch coat. As the furrows make sure fresh Pal Tiya Premium adheres to the cured scratch coat.



If your design is self supporting like the Knight (i) above you may not need a reinforced armature. If your design is complex like the mermaid (ii) above all you will need to use a reinforcing armature. Be it steel rods, rebar, thick wire etc. depending on the usage and size.

Pal Tiya™

For more information and to purchase Pal Tiya Premium please go to:

www.paltiya.com

©Pal Tiya International Limited 2019 All Rights Reserved

Permission is granted to print for personal use